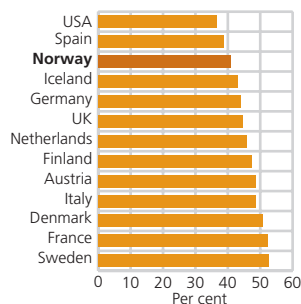


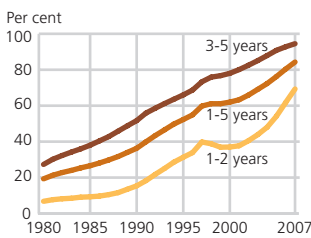
From cradle to grave

Public expenditure as a percentage of GDP in selected countries. 2007

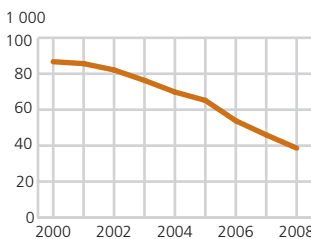


Source: OECD.

Kindergarten coverage

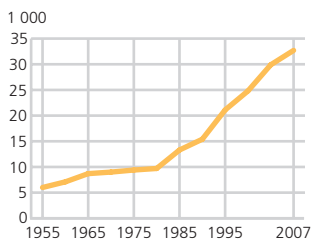


Number of children with cash benefit. Per 30 September



Source: Norwegian Labour and Welfare Administration.

Number of children under protective care. Per 31 December



The growth of the welfare state

In addition to responsibility for the health and education of the population, the main tasks of the welfare state are the care of children, the elderly and others in need of care, as well as the provision of economic security for the individual. The growth in the welfare state is a reflection of how the public sector has taken over responsibility for care and welfare services that were previously undertaken by the families themselves.

The development of the welfare state is reflected in various ways in the statistics; for example when we look at public expenditure as a percentage of the gross domestic product. Public expenditure accounted for approximately 30 per cent of the gross domestic product (GDP) around 1960. This percentage increased gradually to over 50 at the beginning of the 1990s but has subsequently fallen somewhat. This decline is partly due to the strong growth in oil revenues and GDP in recent years.

The bulk of public expenditure is spent on education, health care, social benefits and welfare. By comparison, in countries such as Sweden and Denmark the percentage of GDP that is made up of public expenditure is more than 50 per cent.

Kindergartens for all children soon?

There were approximately 6 600 kindergartens in Norway in 2007. Almost half of these were private, representing roughly 46 per cent of all kindergarten places.

Altogether 250 000 children attend a kindergarten. The kindergarten coverage for all children aged 1-5 is 84 per cent, which is more than four times the number in 1980.

More than nine out of ten children aged 3-5 have a kindergarten place. The kindergarten coverage is also increasing for the youngest age group after a decline and stabilisation since 1999 when cash benefits for parents with young children were introduced. There has been a marked decline in the number of children receiving cash payments; from 86 700 in 2000 to 38 600 in 2008. Almost 34 per cent of all children entitled to cash benefits received cash payments in 2008.

Child welfare service: no increase in children under protective care

During the last 50 years, the number of children receiving assistance from the Child Welfare Service has increased more than five-fold; from 6 000 to 32 700. An even greater number of children received support in one form or another during the year; 42 600 in 2007, or 3.5 per cent of all children aged 0-17.

Most of these children receive assistance in several ways; such as home visits, personal support contacts or kindergarten. Only about 20 per cent of the children are under the care of the child welfare service and most of these

are in foster homes. The number of children placed under protection has remained fairly stable in recent years, while the number of children subject to preventive measures has increased sharply.

Fewer receiving social assistance

The number of social assistance recipients rose steeply in the 1980s; from 60 000 in 1980 to a peak of 178 000 in 1994, then followed a decline up to 1999. Recent years have once again seen a fall to 116 000 cases, covering 109 600 persons, or 2 per cent of the population. If we include those who are dependent on social assistance recipients, around 4 per cent of the population receive – directly or indirectly – social assistance.

In 2007, the average recipient was on benefit for about five months and the average amount received was NOK 36 600.

The share of social assistance recipients in the population is particularly high among young people as well as single persons and single parents.

Growing number of disability pensioners

In the mid-1970s, around 140 000 people received disability pensions, with men and women equally represented. Numbers then increased dramatically in the 1980s, especially among women. At the beginning of the 1990s, this growth levelled off and numbers fell for some years before an increase after 1995.

In 2008, a total of 335 800 people were in receipt of disability pensions – 194 300 women and 141 500 men. This comprises about 11 per cent of the population aged 18-67.

The marked increase in the number of female disability pensioners must be seen in connection with the strong growth in the number of women in employment in the same period. In particular, the number suffering from musculoskeletal diseases has risen.

Caring for the elderly: from institutions to homes

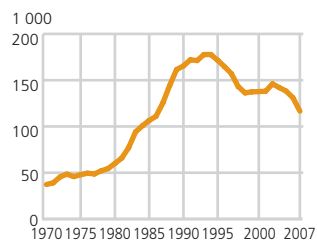
The public sector's care for the elderly services can be divided into three main types: institutions, dwellings for the aged and disabled, and home-based services.

Since the mid-1990s, there has been a clear rise in the number of users of municipal government nursing and care services, primarily as a result of the growth in home care. More people receive nursing care at home, and at the same time the number of places in homes for the aged and disabled has grown sharply.

In recent years, the number of places in institutions (nursing homes and dwellings for the elderly) has decreased somewhat, partly as a result of renovations aimed at providing more single-bed rooms (which now amount to 95 per cent).

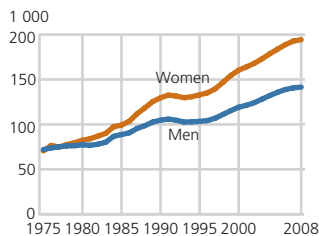
Statistics Norway

Economic social assistance¹. Number of benefit cases



¹ 2003-2004 including benefits to refugees and immigrants.

Number of disability pensioners.¹ Men and women



¹ From 2004 people with time limited disability benefits are included.

Source: Norwegian Labour and Welfare Administration.

Users of various nursing and care services

