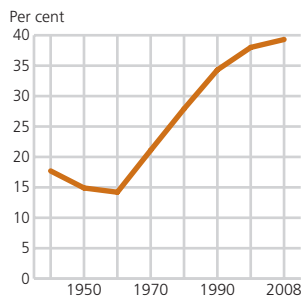


Single or cohabiting

Number of households and persons per household

	Number of households	Persons per household
1946	855 607	3.4
1950	959 310	3.3
1960	1 077 168	3.3
1970	1 296 734	2.9
1980	1 523 508	2.7
1990	1 759 363	2.4
2001	1 961 548	2.3
2008	2 104 531	2.2

Percentage of one-person households



Number of married and cohabiting couples, with and without children living at home

	1990	2008
Couples, total	973 000	1 072 574
Married, total	871 000	831 937
Without children	467 000	489 519
With children	404 000	342 418
Cohabitants, total	102 000	240 636
Without children	52 000	100 475
With children	50 000	140 161

More people live alone...

The post-war period was the grand era of the nuclear family. More people got married, and the proportion of one-person households decreased slightly. From the beginning of the 1970s, there were fewer marriages, while the number of divorces increased. This development has resulted in more than twice the number of one-person households; 39 per cent altogether, equal to almost 18 per cent of the population.

In the population as a whole, there are no marked gender differences related to the share of persons living alone. While single women are in the majority in the elderly population, men are in the majority among the youngest.

One-person households are particularly common in the inner cities and in sparsely populated areas.

...and more cohabit

The decline in the number of existing marriages in recent years is not only caused by the increase in divorces and the number of persons living alone. In addition, a growing number of people prefer to live together without getting married.

Unmarried, cohabiting couples were included in the statistics as early as the end of the 1970s, but it is only in the last two decades that this form of partnership has become common. Couples living together accounted for 22 per cent of all couples in 2008, an increase from 10 per cent in 1990. Previously, cohabiting couples were usually childless, while today the majority have children.

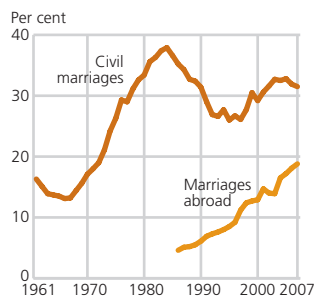
Among young people (under 30 years) it is more common to live together than to marry. Oslo, the Trøndelag counties and the northern counties have the highest percentage of unmarried couples living together. Eight out of the ten municipalities with the lowest percentage of cohabitants are situated in Rogaland and Vest-Agder, whereas the ten municipalities with the highest percentage are in Nord-Trøndelag and northwards.

One out of three marriages are civil ceremonies

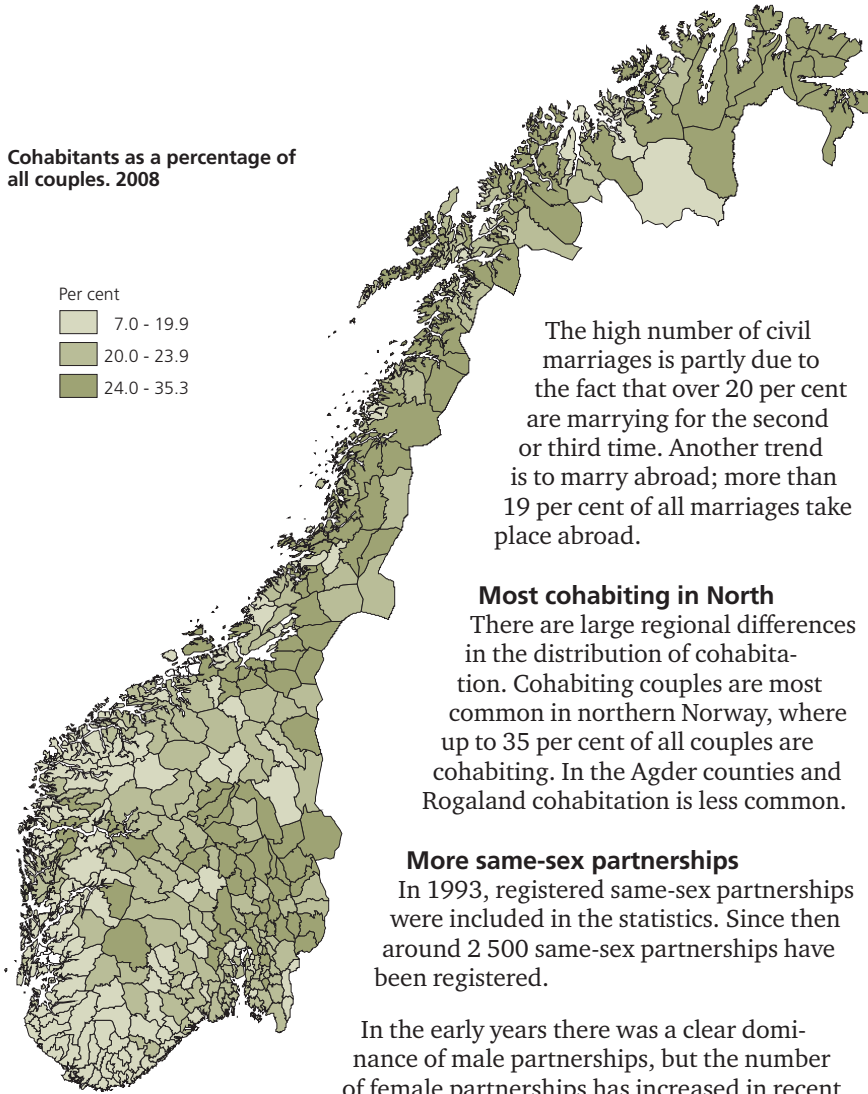
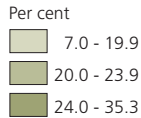
Following a record low number of marriages at the beginning of the 1990s, the number increased for some years.

The percentage of civil marriages rose sharply in the 1970s and reached a peak of 38 per cent at the beginning of the 1980s. The percentage subsequently dropped somewhat, only to rise again in recent years.

Civil marriages and marriages abroad



Cohabitants as a percentage of all couples. 2008



The high number of civil marriages is partly due to the fact that over 20 per cent are marrying for the second or third time. Another trend is to marry abroad; more than 19 per cent of all marriages take place abroad.

Most cohabiting in North

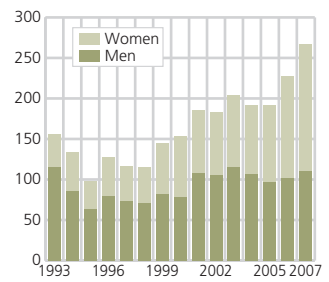
There are large regional differences in the distribution of cohabitation. Cohabiting couples are most common in northern Norway, where up to 35 per cent of all couples are cohabiting. In the Agder counties and Rogaland cohabitation is less common.

More same-sex partnerships

In 1993, registered same-sex partnerships were included in the statistics. Since then around 2 500 same-sex partnerships have been registered.

In the early years there was a clear dominance of male partnerships, but the number of female partnerships has increased in recent years and they are now in the majority.

Number of registered same-sex partnerships. Men and women



Divorces

Following a long-term and marked increase in the number of divorces up to the beginning of the 1990s, the figure appears to have stabilised at approximately 10 000 annually. Consequently, 45 per cent of all marriages will probably end in divorce.

However, because of the ever-growing numbers of cohabiting couples, the divorce figures will be of less relevance as an indicator of break-ups, since there are no figures on the break-ups of cohabiting couples.