

Going abroad

Four out of five on holiday

The percentage of people who go on holiday every year has remained very stable following an increase at the beginning of the 1970s. Every year, just less than 80 per cent of the population go on holiday. On average, we make 1.7 holiday trips annually, a figure that has remained stable in recent years.

The length of holiday trips has also remained constant at around 15-16 days. For those who do actually go on holiday, the average number of trips is 2.1 and altogether they spend 21 days on holiday, representing a slight increase in the last ten years.

The reason that these figures have not increased more is probably the growth in weekend trips, i.e. trips to cities with a two or three-night stay. Since holiday surveys only include trips with four or more overnight stays, such trips are not included in the statistics.

Germany and Norway top the list

Germans and Norwegians go on holiday most frequently, followed by the Dutch and the Danish. Less than half the population in Italy go on holiday every year and only a quarter of the population in Portugal.

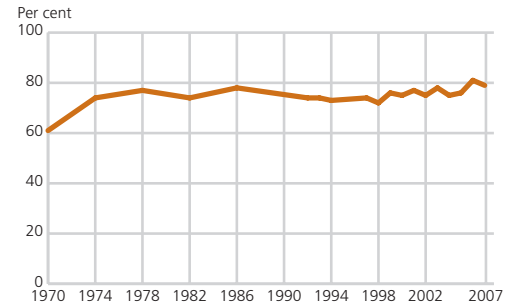
The well-off travel most

Going on holiday is expensive. Therefore, it is not surprising that household income has a bearing on our holiday habits. In households with an income between NOK 100 000 and 200 000, only five out of ten persons went on holiday during 2007, whereas in households with an income over NOK 500 000, nine out of ten went on holiday. Among those with the lowest income, however, some did go on holiday due to the fact that students belong to this group. A similar pattern is found concerning the number of holiday trips.

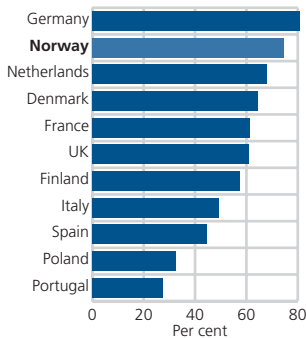
In other words, those with high incomes travel more often, but this does not mean that they have more overnight stays. On the contrary, those with the lowest incomes make the longest trips (with 23 overnight stays on average). One of the reasons for this is that we find many students and pensioners in this group, both staying away longer when they travel.

It is the elderly and persons with low incomes in particular that do not go on holiday.

Percentage of Norwegians on holiday trips during the year



Percentage of people on holiday trips in selected countries. Ca. 2006



Source: Eurostat.

Percentage on holiday and number of overnight stays, in various income groups. 2007

Household income in 1 000 NOK	Per cent	Number of overnight stays
-99	76	22.7
100-999	52	17.1
200-299	63	20.2
300-399	79	19.6
400-499	78	21.7
500-	86	21.1

Abroad more often

More and more people are going abroad on holiday. At the beginning of the 1990s, almost a third of all holidaymakers travelled to countries outside the Nordic region. This proportion is now close to 40 per cent.

Almost 60 per cent of all holiday trips were to foreign countries in 2007. Because trips abroad often last longer, they account for 60 per cent of all overnight stays. From that point of view, we are now spending more time on holidays abroad than in Norway.

In Europe as a whole, the Belgians, Irish, Danish, Austrians, Dutch and Germans are the keenest travellers to foreign countries, choosing destinations abroad for between 60 and 80 per cent of their holiday trips. By comparison, only 10 per cent of Greeks and Spaniards go on holiday abroad.

Women travel more often

Women go on holiday more often than men. This has been the case for a long time, however the trend appears to have been strengthened in recent years: In 2007, 82 per cent of all women were on one or more holiday trips, compared with 75 per cent of men. The women also went on slightly more holiday trips than the men.

Moreover, women had more overnight stays, partly related to the fact that women more frequently travel abroad. A total of 52 per cent of all holidays abroad were undertaken by women. One reason why women more often choose a foreign destination than men, might be due to the fact that men more frequently go on business trips abroad, thereby fulfilling their desire to travel.

Spain most popular destination

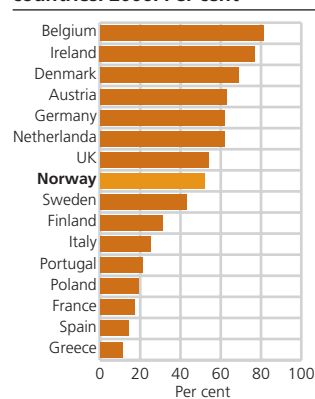
Spain is definitely the most popular holiday destination abroad, with more than 600 000 trips per year, followed by Denmark, Sweden and Greece. These four countries have long been the most visited (though with some variation in their relative popularity).

3.2 million foreign tourists

After several years of an increase in tourist numbers to Norway, a slight fall occurred in 2008, to 3.2 million. Most of these came from Sweden (25 per cent), followed by Germany (16 per cent) and Denmark (14 per cent). Moving down the list, we find the UK, the Netherlands and the USA.

Foreign tourists spend seven days in Norway on average.

Percentage of holiday trips abroad in various European countries. 2006. Per cent



Source: Eurostat.

Number of holiday trips to most popular destinations abroad. 2007

