



# Eurostudent VII

Documentation report

TALL

SOM FORTELLER

NOTATER / DOCUMENTS

2019 / 36

Lise Snellingen Bye and Lisa Birgitta Lundgaard

In the series Documents, documentation, method descriptions, model descriptions and standards are published.

© Statistics Norway

When using material from this publication, Statistics Norway shall be quoted as the source.

Published 17 Octobr 2019

ISBN 978-82-587-1003-2 (electronic)

ISSN 2535-7271 (elektronisk)

<b>Symbols in tables</b>	<b>Symbol</b>
Category not applicable	.
Data not available	..
Data not yet available	...
Not for publication	:
Nil	-
Less than 0.5 of unit employed	0
Less than 0.05 of unit employed	0.0
Provisional or preliminary figure	*
Break in the homogeneity of a vertical series	—
Break in the homogeneity of a horizontal series	
Decimal punctuation mark	.

## Preface

This publication gives an overview of the data collection, response rate, sample, and sample biases for the Eurostudent VII survey. Relevant appendices are also included.

The report is presented by Statistics Norway (SSB) and provides methodological documentation of the European student survey, Eurostudent VII. The survey was conducted on behalf of the Division for Education and Culture Statistics and is part of a larger European cooperation. Anna-Lena Keute and Kristine Sundberg are responsible for developing the questionnaire and for the sampling.

Lise Snellingen Bye and Lisa Birgitta Lundgaard in the Division for Social Surveys have been responsible for planning and conducting the data collection. Thore Nafstad Bakke prepared the sample, and Jytte Miftari-Duemark programmed the questionnaire and prepared the data file.

Statistics Norway, 9 October 2019

Arvid Olav Lysø

## Abstract

The Eurostudent survey is conducted every three years. The survey is part of the European Eurostudent survey that is being conducted in about 30 European countries. The aim is to obtain knowledge on students' living conditions. Statistics Norway has previously conducted the survey in 2010, 2013 and 2016.

The 2019 survey is the seventh wave in Europe, and the fifth time Norway has delivered data to Eurostudent.

Eurostudent VII was conducted as an online survey by Statistics Norway. In total, 24 000 students were sampled to participate in the survey. The sample was drawn in March 2019 and included students registered at higher education institutions in spring 2019. Prior to the data collection, the Division for Education and Culture Statistics sent a letter to student media with a view to encouraging students to participate.

Data for Eurostudent VII was collected in the period 24 April–12 May 2019. Most respondents answered the questionnaire within the first week of the data collection period.

About 46.5 per cent of the gross sample answered the survey. A total of 1 684 of the respondents were not part of the target group, either because they were not studying this semester, they were distance learning students or PhD-students. The main reason for non-response was due to not being able to contact the respondents. Also, some respondents did not want to participate in the survey.

Non-response may lead to sample biases. This means that the net sample does not necessarily represent the target group. This report investigates the potential consequences of non-response for characteristics such as sex, age and region.

Deviations were found between the sexes in the gross and net sample. However, the greatest deviations were found in different age groups. Persons aged 30 years and above are underrepresented, whilst younger people are strongly overrepresented. The data are weighted in the analysis in order to correct the deviations.

The data collected is supplemented with registry information.

## Contents

<b>Preface .....</b>	<b>3</b>
<b>Abstract.....</b>	<b>4</b>
<b>1. Background.....</b>	<b>6</b>
1.1. Target population and sample.....	6
<b>2. Data collection .....</b>	<b>7</b>
2.1. Survey design .....	7
2.2. Data collection period.....	8
<b>3. Data quality .....</b>	<b>8</b>
3.1. Sample bias .....	8
3.2. Non-response.....	10
3.3. Non-response weighting .....	10
<b>4. Statistical uncertainty and error margins in sample surveys .....</b>	<b>11</b>
4.1. Example of use of the formula and table .....	13
<b>5. Correction and processing errors .....</b>	<b>14</b>
<b>References .....</b>	<b>16</b>
<b>Appendix A: Invitation letter to respondents (postal).....</b>	<b>17</b>
<b>Appendix B: Invitation e-mail to respondents .....</b>	<b>19</b>
<b>Appendix C: Illustration .....</b>	<b>22</b>
<b>Appendix D: text messages.....</b>	<b>23</b>
<b>Appendix E: Front page of the questionnaire.....</b>	<b>24</b>
<b>Appendix F: The Questionnaire Form .....</b>	<b>25</b>

## 1. Background

Since 2007, Statistics Norway has conducted the Eurostudent survey every three years. Eurostudent VII is the fourth survey of its kind in Norway.

The survey is part of a European cooperation between almost 30 countries. The aim of the survey is to compare students' living conditions in Europe.

The population consists of students in Norwegian higher education institutions. Students that are included in the population must be studying at a lower level than a doctorate degree and a higher level than a two-year vocational education.

Furthermore, the target population was altered in 2016 to exclude distance learning students. This group is also excluded in the 2019 survey.

The aim of the survey is to map students' living conditions during their study period in Norway. The questionnaire consisted of the following topics:

- Study situation
- Finances (monthly amount at students' disposal, average monthly expenses, study-related costs per semester)
- International mobility
- Time spent on work and studies

The results are published at <https://www.eurostudent.eu/>.

More than 10 300 respondents answered the questionnaire in 2019. The final response rate was 46.5 per cent. Only responses that are complete and considered valid are included in the response rate. A total of 1684 respondents fell outside the target group, most of whom were not current students. Results from the survey can be viewed in Table 1.1.

**Table 1.1. Key figures**

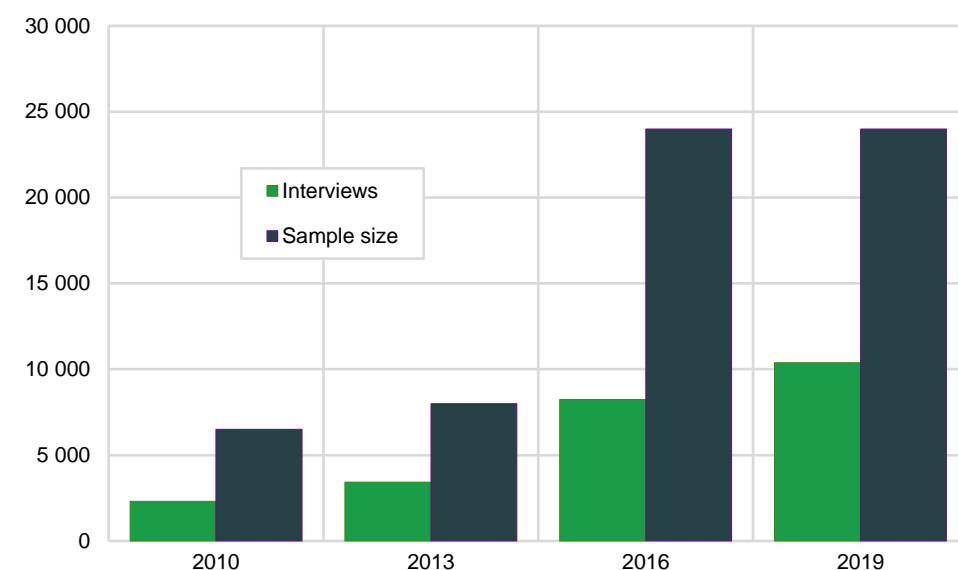
Key figures	Number	Per cent
Sample	24 000	
Non-eligible	1 684	
Gross sample	22 316	100.0
Non-response	11 942	53.5
Net sample	10 374	46.5
Survey method		Online questionnaire
Survey period		24 April–12 May
Length of questionnaire (completed interviews)	29 minutes (average)/32 minutes (median)	

Source: Eurostudent VII, Statistics Norway

### 1.1. Target population and sample

For Eurostudent VII, we selected a representative sample of 24 000 students in higher education in Norway. The sample was retrieved from the Database for Statistics on Higher Education (DBH). For the sample to be as up-to-date as possible, it was drawn in late March 2019 when the DBH registry had just been updated. After the sample was selected, contact information was retrieved from the Contact and Reservation Register.

From 2016, only web-questionnaire was used in the data collection. Earlier, paper-questionnaires were also sent out by post to respondents. A decision was therefore made to increase the sample. In order to counteract the effect of higher non-response and secure more data, the sample size have been increased to 24 000 students from 2016.

**Figure 2.1** Overview of the sample size and response rate for Eurostudent IV-VII

Source: Eurostudent, Statistics Norway

## 2. Data collection

### 2.1. Survey design

Data was collected through an online interview, where respondents completed a web questionnaire.

An invitation letter with login information to the questionnaire was sent out to all respondents by e-mail. Respondents that did not have an e-mail account in the Contact and Reservation Register received the letter by post (see appendices A and B).

In addition, the invitation letter ensures that all respondents are introduced to the theme of the survey and the Personal Data Act (GDPR) and provides information on how to complete the form. An illustration with statistics from Eurostudent VI was added to the invitation letter (see Appendix C) to capture the interest of the respondent.

In order to ensure that respondents were able to give informed consent, information about the Personal Data Act was also added to the first page of the questionnaire (see appendix E). In addition to the invitation letter, reminders were sent out both by text and e-mail.

Gift vouchers were offered as an incentive to respond. Participants who completed the interview were entered in a lottery, and five were drawn and awarded a voucher worth NOK 2 000.

The questionnaire dealt with different topics concerning study situation, living conditions and finances, study background, international mobility and family background (See Appendix F).

## 2.2. Data collection period

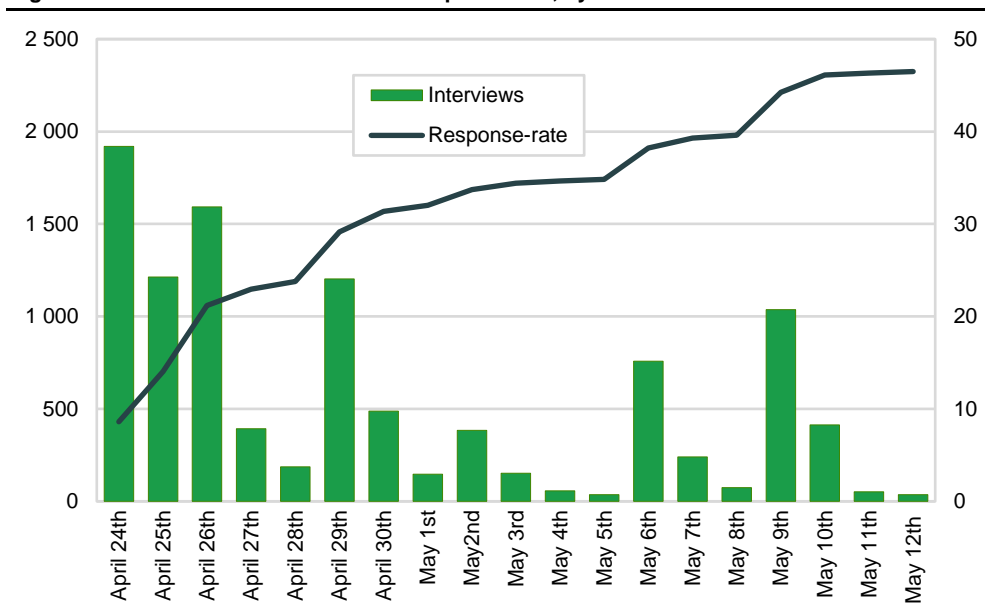
Data was collected in the period 24 April–12 May 2019.

Figure 3.1 provides an overview of the response rate and the number of online interviews conducted each day.

Most respondents answered within the first seven days of the data collection period. Sending dual reminders, by e-mail and text, proved to facilitate the data collection (see appendix D). We also sent reminders to respondents that had started to answer the questionnaire, but not completed. Reminders were sent on April 26<sup>th</sup>, April 29<sup>th</sup>, May 2<sup>nd</sup>, May 6<sup>th</sup>, and May 9<sup>th</sup>. April 29<sup>th</sup> and May 9<sup>th</sup>, we sent a reminder both by e-mail and text message.

The final response rate was 46.5 per cent

**Figure 2.1. Number of interviews and response rate, by date**



Source: Eurostudent VII, Statistics Norway

## 3. Data quality

In a sample survey, the quality of the data collected is determined by several conditions. This chapter will present some factors that may have an impact on the quality of the data.

### 3.1. Sample bias

Sample bias is a systematic error where the distribution of various characteristics differs between the respondents and non-respondents. In sample surveys, biases can occur in three ways.

First, a non-response error may lead to sample bias when the distribution of certain characteristics differs between respondents who were randomly drawn to present the population as a whole (the gross sample) and respondents who actually participated in the survey (net sample). Sample bias related to one characteristic does not necessarily imply that the net sample is biased in relation to other characteristics. A strong correlation for one characteristic is no guarantee of an unbiased net sample when it comes to the distribution of other characteristics.



Second, a sample bias may also be the product of a sampling error, i.e. when distribution of a certain characteristic in the gross sample deviates from the distribution of the same characteristic in the target population. A coverage error is another source of sample bias and occurs when the sample source is flawed and poorly represents the population. To avoid such biases, the sample is drawn as close to the data collection period as possible.

Lastly, when assessing sample bias, attention should primarily be directed towards the differences between the net sample and the gross sample rather than between the gross sample and the population. In the latter case, deviations are due to coincidences when drawing a sample. When looking at a specific population group, persons included in the (gross) sample can be expected to not deviate systematically from persons excluded from the sample, all else being equal. However, when comparing the gross sample to the net sample, there is a risk that respondents who participated in the survey (net sample) have systematically different characteristics from respondents who did not participate (non-response).

Table 4.1 shows the distribution of the characteristics by sex, age and region in the gross sample, net sample and non-response group. Note that information about region is retrieved from register. This may deviate from the respondents' current address. The last column illustrates whether different groups are underrepresented (negative values) or overrepresented (positive values) in the net sample compared to the gross sample.

Sample bias is present when there is a significant deviation for a characteristic between the gross and net sample. A deviation is significant when the percentage differs by  $\pm 1$  point.

**Table 3.1. Gross sample, non-response and net sample. Percentage by sex, age and region**

	Gross sample	Net sample	Non-response	Difference net-gross
Sex				
Male	39.8	34.8	44.2	-5.0
Female	60.2	65.2	55.8	5.0
Age				
Under 22 years	21.9	24.3	19.9	2.4
22-24 years	29.1	32.3	26.3	3.2
25-29 years	21.6	20.8	22.3	-0.8
Over 30 years	26.3	22.7	29.4	-3.6
Unknown	1.1	0.0	2.1	-1.1
Region				
Akershus and Oslo	28.1	28,5	27.9	0.4
Hedmark and Oppland	6.1	6,5	5.8	0.4
The rest of Eastern Norway	14.8	14,4	15.1	-0.4
Agder and Rogaland	13.9	14,0	13.8	0.1
Western Norway	17.0	17,4	16.6	0.4
Trøndelag	10.2	10,8	9.6	0.6
Northern Norway	8.4	8,3	8.4	-0.1
Unknown	1.5	0,2	2.7	-1.3
Number of persons	22 316	10 374	11 942	

Source: Eurostudent VII, Statistics Norway

Tabell 4.1 illustrates a deviation between the sexes. Men are underrepresented in the net sample, while women are equally overrepresented.

The strongest deviations between the gross and net samples are found in the age variable. The youngest age group, under the age of 25, has the highest response rate, and the group aged 30 years and above is underrepresented in the net sample.

### 3.2. Non-response

It is not possible to achieve a 100 per cent response rate in surveys. In other words, there will always be people who are not able to or do not want to participate.

Statistics Norway categorises non-respondents in three groups. 1) people who do not want to participate, 2) people who are not able to participate due to language barriers or illness, and 3) people whom Statistics Norway have not been able to contact ('no-contact'). Table 4.2 gives an overview of the main reasons for non-response in Eurostudent VII.

**Table 3.2. Response rate and reasons for non-response by sex, age and region. Percentage of gross sample**

	Total	Interviews	incomplete	Non-response	Number
Total	100	46.5	12,9	40.6	22 316
Sex					
Male	100	40.6	11,8	47.6	8 885
Female	100	50.4	13,7	35.9	13 431
Age					
Under 22 years	100	51,5	14,9	33,6	4 890
22-24 years	100	51,6	11,4	37,0	6 485
25-29 years	100	44,8	10,6	44,6	4 820
Over 30 years	100	40,1	15,5	44,4	5 866
Unknown	100	0,0	0,0	100,0	255
Region					
Akershus and Oslo	100	47,0	14,0	39,0	6 281
Hedmark and Oppland	100	49,2	12,0	38,7	1 371
The rest of Eastern Norway	100	45,3	13,3	14,3	3 297
Agder and Rogaland	100	46,8	13,1	40,1	3 103
Western Norway	100	47,6	12,2	40,2	3 786
Trøndelag	100	49,4	14,0	36,6	2 268
Northern Norway	100	46,0	11,5	42,5	1 865
Unknown	100	5,2	2,0	92,8	345

Source: Eurostudent VII, Statistics Norway

The main reason for non-response is 'refusal' and 'no contact' with a respondent. In total, 76 respondents contacted the Statistics Norway support service to inform that they did not want to participate in the survey. Incomplete interviews mean that the respondent has started answering the questionnaire, but not completed.

Men have been harder to establish contact with than women, and therefore have a higher non-response rate. Women have a higher response rate, both for completed and incomplete interviews.

When looking at the different age groups, table 4.2. shows that the response rate was lower for persons aged 30 years and above. The youngest age group (under the age of 25) had a higher response rate as we were able to establish contact with a higher percentage in this group.

Looking at the different regions, we can see that Trøndelag has a higher response rate than the others. We were able to establish contact with a higher percentage in this region.

### 3.3. Non-response weighting

As already mentioned in Section 4.1, non-response may lead to bias in the net sample. This bias can be corrected to a certain extent by giving a different weighting to the various respondents and groups. Groups with characteristics that are underrepresented or overrepresented in the net sample will be weighted to bring them more closely into line.

Non-response weighting is used to correct for the bias associated with selective response rates among groups in the survey. Auxiliary variables which are known for both the respondents and the full population (or full sample) are used to

calculate the weights. Good variables to use when calculating non-response weights are those which are associated with both response probabilities and the variables of interest. In this survey, sex, age and type of higher education institution are used as weighting variables.

Calculating percent differences between the gross sample and the final net sample is a simple way of investigating if non-response varies among groups. This is calculated as

$$\text{percentdiff} = 100 \cdot \left( \frac{r_g}{r} - 1 \right)$$

Where  $r_g$  is the response rate within group  $g$  and  $r$  is the overall response rate.

Furthermore, the non-response weights used in Eurostudent VII are standardized to the sample size of respondents. This is achieved by creating tables of counts for both respondents and the population of the crosses of the variables that will be used for the weighting. An expected number of respondents ( $\hat{n}_g$ ) is calculated for each cell/group as:

$$\hat{n}_g = \frac{N_g}{N} \cdot n$$

Where  $N_g$  is the population total in group  $g$ ,  $N$  is the total population size and  $n$  is the total number of respondents. The weight ( $w_g$ ) for individuals in group  $g$  is then calculated as:

$$w_g = \frac{\hat{n}_g}{n_g}$$

Where  $n_g$  is the observed number of respondents in group  $g$ .

If fewer than expected respond within a group, the weight will be more than 1 and if more than expected respond the weight will be less than 1. The sum of the weights multiplied by the number of respondents in each group should equal the total number of respondents and the weights should lie within the recommended boundaries of 0.2 - 5.0.

## 4. Statistical uncertainty and error margins in sample surveys

The sample for the European student survey in Norway in 2019 has been drawn at random from the Norwegian Database for Statistics on Higher Education (DBH). From sample surveys, we can estimate the incidence of various phenomena in a large group (population) by measuring the incidence among a smaller sample that is drawn from the population. This saves considerable resources compared with surveying the entire population, but also entails a degree of uncertainty in the estimates. We can calculate this uncertainty when we know the probability of each individual unit in the population being drawn in the sample.

The method used to calculate an estimate is called an estimator. There are two important aspects of an estimator. First, the estimator should give the approximately correct value in repeated attempts, i.e. it must 'hit the target' in the sense that when the sampling is repeated, the mean value of the estimates will be centred around the true population value; the estimator is *unbiased*. In addition, we

need a measure of the degree of variation around the population value that the estimates have in repeated sampling. It is this variation that represents the statistical uncertainty of the estimate, and the commonly used measure is the *standard error* (SE) of the estimate. The SE is defined as the estimated standard deviation of the estimator. Thus, the SE indicates the extent to which an estimate, on average, will deviate from the true value.

As an illustration, imagine that we want to estimate the percentage of women,  $P_0$ , in a population of size  $N$ . Assume that the sample of size  $n$  is drawn randomly, i.e. all units have the same probability  $n/N$  of being included in the sample. Let  $P$  be the percentage of women in the sample.  $P$  is then an unbiased estimator of  $P_0$ , and the standard error is expressed as:

$$SE(P) = \sqrt{\frac{P(100-P)}{n} \cdot \left(1 - \frac{n}{N}\right)}$$

The estimation error is the difference between  $P$  and  $P_0$ . This is, of course, unknown, but we can give an estimate, the *error margin*, of the extent of this with a given probability. The error margin is defined as  $2 \cdot SE$ . The interval

$$(P - 2 \cdot SE, P + 2 \cdot SE)$$

is a 95 per cent confidence interval. This means that the probability of the interval covering the true value  $P_0$  is 0.95 (95 per cent). Or, in other words, for repeated sampling, 95 per cent of the intervals will cover the true value  $P_0$ . We can then say with 95 per cent *certainty* that the *estimated* interval covers the true value. For the derivation of these formulas and corresponding results for other types of variables, and for more complicated sample plans, such as stratified samples and multi-stage samples, see Bjørnstad (2000).

The facts box summarises the concept definitions and formulas for estimating percentages in a population.

*Statistical uncertainty in estimating percentages of variables in simple random sampling*

$N$	number of units in the population
$n$	number of units in the simple random sample
$P_0$	percentage in the population with variable $a$
$x$	number of units in the sample with variable $a$
$P$	percentage in the sample with variable $a$ , $P = 100 \cdot (x/n)$
$100 - P$	percentage in the sample that does not have variable $a$

$$\text{Sample variance } Var(P) = \frac{P_0(100 - P_0)}{n} \cdot \left(1 - \frac{n}{N}\right)$$

95 per cent confidence interval for  $P_0$ :  $P \pm 2 \cdot SE$

$$\text{Standard error: } SE = \sqrt{\frac{P(100 - P)}{n} \cdot \left(1 - \frac{n}{N}\right)}$$

Error margin =  $2 \cdot SE$

In most sample surveys in Statistics Norway, the sample constitutes a very small part of the population. The surveys aim to cover large populations, such as the

Norwegian population, all employees, all Norwegian companies, etc. The samples that will cover these populations are small in relation to the population sizes. This means that the sample percentage  $n/N$  is negligible in the formula for  $SE$ , and we can use the formula

$$SE = \sqrt{\frac{P(100 - P)}{n}}$$

We note that the size of the confidence interval depends on the size of the sample, but not on the population. The standard error diminishes as the sample size increases, and the relationship between the size of the standard error and  $n$  is not linear. In order to halve the standard error, with the same value of  $P$ , the sample size must be quadrupled.

The standard error is greatest when the sample result is 50 per cent and decreases symmetrically as the percentage approaches 0 and 100.

Instead of calculating each individual result, table 1 can be used. This shows standard errors for observed percentages by sample size, using simple random sampling.

**Table 5.1. Standard errors in percentage points for observed percentages for different sample sizes, simple random sampling**

n: \ P:	5/95	10/90	15/85	20/80	25/75	30/70	35/65	40/60	45/55	50/50
1 000	0.7	0.9	1.1	1.3	1.4	1.4	1.5	1.5	1.6	1.6
2 000	0.5	0.7	0.8	0.9	1	1	1.1	1.1	1.1	1.1
4 000	0.3	0.5	0.6	0.6	0.7	0.7	0.7	0.8	0.8	0.8
6 000	0.3	0.4	0.5	0.5	0.6	0.6	0.6	0.6	0.6	0.6
8 000	0.2	0.3	0.4	0.4	0.5	0.5	0.5	0.5	0.5	0.6
10 000	0.2	0.3	0.4	0.4	0.4	0.4	0.5	0.5	0.5	0.5
10 500	0.2	0.3	0.3	0.4	0.4	0.4	0.5	0.5	0.5	0.5
11 000	0.2	0.3	0.3	0.4	0.4	0.4	0.4	0.5	0.5	0.5
11 500	0.2	0.3	0.3	0.4	0.4	0.4	0.4	0.4	0.5	0.5
12 000	0.2	0.3	0.3	0.4	0.4	0.4	0.4	0.4	0.4	0.4
12 500	0.2	0.3	0.3	0.3	0.4	0.4	0.4	0.4	0.4	0.4
13 000	0.2	0.3	0.3	0.3	0.4	0.4	0.4	0.4	0.4	0.4
13 500	0.2	0.3	0.3	0.3	0.4	0.4	0.4	0.4	0.4	0.4
14 000	0.2	0.2	0.3	0.3	0.4	0.4	0.4	0.4	0.4	0.4

A 40 per cent sample result from a simple random sample of 2 000 units has a standard error of 1.1 percentage points. This means that the margin of error is 2.2 percentage points and the 95 per cent confidence interval is 37.8 –42.2 per cent. We can estimate with 95 per cent certainty that the share in the population is between 37.8 and 42.2 per cent.

#### 4.1. Example of use of the formula and table

We want to estimate the percentage of people who think that their current study programme is preparing them for the labour market in Norway. We received an answer to this question from 11 772 respondents ( $n$ ), including respondents that only completed parts of the survey. The respondents were drawn from the population of students in higher education in Norway. In 2019, this was approximately 267 000 people ( $N$ ). A total of 5 891 ( $x$ ) of the respondents agree that their current study programme prepares them for the labour market, and the remaining 5 884 did not agree or they were unable to decide. The percentage who agree is thus  $x/n = 5\,891/11\,772 = 0.500$ , or 50.0 per cent. Since  $n/N = 0.0005$ , we can use the simplified formula for  $SE$  to find the confidence interval

$$50.0 \pm 2 \sqrt{\frac{50.0(100-50.0)}{11772}} = 50.0 \pm 2(0.5) = 50.0 \pm 1.0.$$

The estimate for the share that think their current study programme is preparing them for the labour market in Norway is thus 50.0 per cent. The error margin for the estimate is 1.0 per cent, while the confidence interval with 95 per cent certainty indicates that the share is between 49.0 and 51.0 per cent.

We can also use table 1 here. If we go to row 11 500 and column 50, which is the column closest to the result, we see that the standard error is 0.5. A 95 per cent confidence interval thus corresponds to  $50.0 \pm 2 (0.5) = 50.0 \pm 1.0$ .

## 5. Correction and processing errors

Errors can occur in the collection or processing of data in any statistical survey. The data collected for this survey was collected through an online questionnaire. Respondents were invited to take part by e-mail or post and were given a link to the questionnaire. The questionnaire could be answered on a computer, mobile phone or tablet, where questions appeared one at a time. Before the data collection, the questionnaire was subject to user testing in order to correct any errors.

The user testing revealed some technical challenges for iPhone users, that we were able to solve before data collection. Furthermore, some corrections were made to the form in Norwegian Nynorsk.

We also clarified some questions and definitions after the user testing proved that some questions were confusing. The user testing raised an issue when asking about expenses. The respondent was not sure if one should answer monthly expenses, or expenses per semester. This was specified in the form before the data collection.

The advantage of an electronic data collection is that all filters in the questionnaire are programmed in advance. Thus, the chance of respondents receiving the wrong questions is reduced. However, programming filters in advance may cause systematic errors and lead to questions becoming worthless. This questionnaire had several filters (See appendix F), but there is no indication that any filters have not worked as intended. To avoid filter errors, considerable testing was undertaken prior to the data collection.

Furthermore, electronic questionnaires enable controls to be added to prevent inconsistencies or wrong answers. The number of controls in this form was kept to a minimum in order to make the process of completing the questionnaire as easy as possible for the respondents.

Errors during data collection can also occur when respondents give wrong answers, either because they cannot remember the exact answer, or they misunderstand the questions. Respondents may find it difficult to answer the questions related to finances in Eurostudent VII.

Data quality may also be compromised when questions are poorly formulated, or there is a weak correlation between the question and available answers. During data collection, we discovered that some respondents had trouble answering one question about their time spent travelling to university/college. We had set a maximum limit of 200 minutes travel time, but some respondents used more than the maximum time.

Some questions that may be regarded as sensitive can also lead to errors. In some cases, respondents may consciously give a false response to a question because they want to give an answer that they consider to be socially desirable.

Respondents can also be influenced by the survey method. In online questionnaires, the contact with respondents is solely electronic, making it easier for the respondent to answer 'honestly'. In phone interviews, respondents are more likely to be impacted by the contact with the interviewer.

Errors can occur when processing the data. Processing errors entail a deviation between the value that is collected and the value that is being reported and analysed. Extensive controls were carried out to identify such errors in Eurostudent VII, but none were found.

After correcting potential errors, experience shows that sampling errors, in most cases, have a relatively minimal impact on the results. In some cases, the impact of errors may be significant. This is especially relevant to systematic errors where the error occurs regularly. Random errors do not lead to bias in estimates. Non-systematic errors have little impact on results.

## References

- Bjørnstad, Jan F. (2000). En innføring i utvalgsundersøkelser (Notater 2000/50). Hentet fra [https://www.ssb.no/a/publikasjoner/pdf/notat\\_200050/notat\\_200050.pdf](https://www.ssb.no/a/publikasjoner/pdf/notat_200050/notat_200050.pdf)
- Bjørnstad, J., Fosen, J., Langsrud, Ø., Lillegård, M. & Vedø, A. (2014). Standardisert frafallshåndtering i SSB for person- og husholdningsundersøkelser (Interne dokumenter 2014/18). Hentet fra <http://www.byranettet.ssb.no/publikasjoner/1415010355.58>.
- Heldal, J. (2006). Logistisk regresjon – kurskompendium i byråskolens kurs SM507 (Notater 2006/54). Hentet fra <http://www.ssb.no/befolkning/artikler-og-publikasjoner/logistisk-regresjon-kurskompendium-i-byraaskolens-kurs-sm507>



## Appendix A: Invitation letter to respondents (postal)

ESVII «IO\_NR»

«NAVN»

«ADR1»

«ADR2»

«ADR3»

Oslo, April 2019

### **Statistisk sentralbyrå (SSB) trenger dine svar i den europeiske studentundersøkelsen, Eurostudent.**

Vi gjennomfører nå den norske delen av den europeiske studentundersøkelsen, Eurostudent. Undersøkelsen skal kartlegge studenters levekår under studietiden i Norge. Vi kontakter deg fordi du er registrert som student ved et lærested i Norge. Vi trenger dine svar, selv om du kun studerer på deltid.

### **Delta her:**

Gå til <https://svar.ssb.no/eurostudent/> og logg deg på med informasjonen under:

Bruker-id: intervjuObjektId

Passord: passordWeb

Alle som svarer, er med i trekningen av fem Visa-gavekort à 2 000 NOK.

### **Svarene dine er viktige**

Til undersøkelsen har vi trukket et tilfeldig utvalg på 24 000 studenter i høyere utdanning. Resultatene blir brukt til å sammenligne studenters studiesituasjon og levekår i mange europeiske land.

Det er frivillig å delta i undersøkelsen, men svarene dine bidrar til bedre resultater og analyser. Du kan lese mer om undersøkelsen på [www.ssb.no/eurostudent-svar](http://www.ssb.no/eurostudent-svar)

### **Opplysningene dine er sikre hos oss**

- Svarene bruker vi kun til å utarbeide offisiell statistikk, og enkelt svar vil aldri offentliggjøres.
- Du kan når som helst trekke deg og kreve at opplysningene blir slettet. Dette gjør du ved å ringe eller sende oss en e-post.
- Vi henter nødvendige opplysninger fra offentlige registre. Dette gjelder opplysninger om deg fra Folkeregisteret og opplysninger om din utdanning og dine foreldres utdanning fra Nasjonal utdanningsdatabase (NUDB) og Database for statistikk om høgre utdanning (DBH).
- Vi anonymiserer alle opplysningene innen 1. desember 2021.

### **Kontakt oss på**

E-post: svar@ssb.no

Telefon: 62 88 56 08

Svartjenesten er åpen 09-21 alle hverdager og 10-16 lørdag

Med vennlig hilsen

Geir Axelsen  
administrerende direktør

Bengt Oscar Lagerstrøm  
seksjonssjef

ESVII «IO\_NR»

«NAVN»

«ADR1»

«ADR2»

«ADR3»

Oslo, April 2019

## **Statistics Norway needs your participation in the European student survey, Eurostudent.**

Statistics Norway (SSB) are now conducting the Norwegian part of the European student survey, Eurostudent. The survey aims to map students' living conditions. We need your answers, and we therefore ask for your participation in the survey.

### **How to participate**

Go to <https://svar.ssb.no/eurostudent/> and sign in with the following information:

User-id: intervjuObjektId

Password: passordWeb

Participants who complete the form, will be entered a draw to win one of five Visa gift card of NOK 2 000 each.

It takes approximately 30 minutes to answer the questionnaire.

### **Your answers are valuable**

For this survey, we have done a random sample of 24 000 students in higher education.

The results are used to compare students' study situation and living conditions in many European countries.

Participating in the survey is voluntary. However, we need your answers to get high quality on the survey results. For more information about the survey, see <https://www.ssb.no/en/eurostudent-svar>

### **Your information is protected by the GDPR**

- Your answers will only be used to make official statistics, and we treat your information confidentially.
- We retrieve necessary information about you from public records. We obtain information about you from the National Registry, and educational information about you and your parents from The National Education Database (NUDB), and Database for Statistics on Higher Education (DBH).
- All data will be anonymised within December 1<sup>st</sup>, 2021.
- If you do not wish to participate in the survey, you may withdraw and require the information to be deleted at any time.

### **Contact us**

e-mail: svar@ssb.no

phone: +47 62 88 56 08

Our support service is open from 09 am to 9 pm weekdays and from 10am to 4am Saturdays.



Geir Axelsen  
Director general



Bengt Oscar Lagerstrøm  
section manager

## Appendix B: Invitation e-mail to respondents

ESVII ioNr

TIL Name

Hei!

Statistisk sentralbyrå gjennomfører nå den norske delen av den europeiske studentundersøkelsen, Eurostudent. Undersøkelsen skal kartlegge studenters levekår under studietiden i Norge. Vi kontakter deg fordi du er registrert som student ved et lærested i Norge. Vi trenger dine svar, selv om du kun studerer på deltid.

### **Klikk her for å svare på undersøkelsen:**

<https://svar.ssb.no/eurostudent/>

Lenken logger deg automatisk inn med ditt brukernavn og passord.

Brukernavn: intervjuObjektId

Passord: passordWeb

Alle som svarer, er med i trekningen av fem Visa-gavekort à 2 000 NOK.

Det tar ca. 25 minutter å svare på undersøkelsen, men det varierer noe fra person til person.

### **Svarene dine er viktige**

Omtrent 280 000 studenter er registrert ved norske høyskoler og universiteter.

Hvordan er studentenes økonomi, bolig- og studiesituasjon?

Til undersøkelsen har vi trukket et tilfeldig utvalg på 24 000 studenter i høyere utdanning. Resultatene blir brukt til å sammenligne studenters studiesituasjon og levekår i mange europeiske land.

Det er frivillig å delta i undersøkelsen, men svarene dine bidrar til bedre resultater og analyser. Du kan lese mer om undersøkelsen på

<https://www.ssb.no/eurostudent-svar>

### **Opplysningene dine er sikre hos oss**

Svarene dine bruker vi kun til å utarbeide offisiell statistikk, og enkelt svar vil aldri offentliggjøres. Du kan når som helst trekke deg og kreve at opplysningene om deg blir slettet. Dette gjør du ved å ringe eller sende oss en e-post.

Vi henter nødvendige opplysninger om deg fra offentlige registre. Dette gjelder opplysninger om deg fra Folkeregisteret og opplysninger om din utdanning og dine foreldres utdanning fra Nasjonal utdanningsdatabase (NUDB) og Database for statistikk om høgre utdanning (DBH). Vi anonymiserer alle opplysningene om deg innen 1. juni 2021.

Tusen takk for at du deltar!

Med vennlig hilsen

Geir Axelsen

administrerende direktør

### **Kontakt oss på**

e-post: [sva@ssb.no](mailto:sva@ssb.no)

telefon: 62 88 56 08

Svartjenesten er åpen kl. 09-21 alle hverdager og 10-16 lørdag.

Til Name

Hei!

Statistisk sentralbyrå gjennomfører no den norske delen av den europeiske studentundersøkinga, Eurostudent. Undersøkinga skal kartleggja levekåra til studentar under studietida i Noreg. Vi kontaktar deg fordi du er registrert som student ved ein lærestad i Noreg. Vi treng svara dine, sjølv om du berre studerer på deltid.

### **Klikk her for å svare på undersøkinga:**

<https://svar.ssb.no/eurostudent/>

Lenka logger deg automatisk inn med brukarnamnet og passordet ditt.

Brukarnamn: intervjuObjektId

Passord: passordWeb

Alle som svarer, er med i trekninga av fem Visa-gåvekort à 2 000 NOK. Det tek ca. 25 minutt å svare på undersøkinga, men det varierer noko frå person til person.

### **Svara dine er viktige**

Omtrent 280 000 studentar er registrerte ved norske høgskular og universitet.

Korleis er økonomien og bustad- og studiesituasjonen til studentane?

Til undersøkinga har vi trekt eit tilfeldig utval på 24 000 studentar i høgare utdanning. Resultata blir brukt til å samanlikne studiesituasjonen og levekåra til studentar i mange europeiske land.

Det er frivillig å delta i undersøkinga, men svara dine fører til betre resultat og analysar. Du kan lese meir om undersøkinga på <https://www.ssb.no/eurostudent-svar>

### **Opplysingane dine er sikre hos oss**

Svara dine bruker vi berre til å utarbeide offisiell statistikk, og enkelt svar vil aldri offentliggjeras. Du kan når som helst trekkje deg og krevje at opplysingane om deg blir sletta. Dette gjer du ved å ringje eller sende oss ein e-post.

Vi hentar nødvendige opplysingar om deg frå offentlege register. Dette gjeld opplysningar om deg frå Folkeregisteret og opplysningar om din utdanning og dine foreldre si utdanning frå Nasjonal utdanningsdatabase (NUDB) og Database for statistikk om høgare utdanning (DBH). Vi anonymiserer alle opplysingane om deg innan 1. juni 2021.

Tusen takk for at du deltek!

Med vennleg helsing  
Geir Axelsen  
administrerande direktør

### **Kontakt oss på**

e-post: [svaer@ssb.no](mailto:svaer@ssb.no)

telefon: 62 88 56 08

Svartenesta er open kl. 09-21 alle kvardagar og 10-16 laurdag.

ESVII ioNr

TO Name

Hi!

Statistics Norway (SSB) are now conducting the Norwegian part of the European student survey, Eurostudent. The survey aims to map students' living conditions. We need your answers, and we therefore ask for your participation in the survey.

**Press the link below to complete the survey:**

<https://svar.ssb.no/eurostudent/>

User-id: intervjuObjektId

Password: passordWeb

Participants who complete the form, will be entered a draw to win one of five Visa gift cards of NOK 2 000 each.

It takes approximately 30 minutes to answer the questionnaire.

**Your answers are valuable**

About 280 000 students are registered at Norwegian colleges and universities today. How do the students evaluate their economy, housing and study situation? For this survey, we have done a random sample of 24 000 students in higher education.

The results are used to compare students' study situation and living conditions in many European countries.

Participating in the survey is voluntary. However, we need your answers to get high quality on the survey results. For more information about the survey, see

<https://www.ssb.no/en/eurostudent-svar>

**Your information is protected by the General Data Protection Regulation (GDPR)**

Your answers will only be used to make official statistics, and we treat your information confidentially.

We retrieve necessary information about you from public records. We obtain information about you from the National Registry, and educational information about you and your parents from The National Education Database (NUDB), and Database for Statistics on Higher Education (DBH). All data will be anonymised within April 1<sup>st</sup>, 2021. However, if you do not wish to participate in the survey, you may withdraw and require the information to be deleted at any time.

Thank you for your participation!

Best regards  
Geir Axelsen  
director general

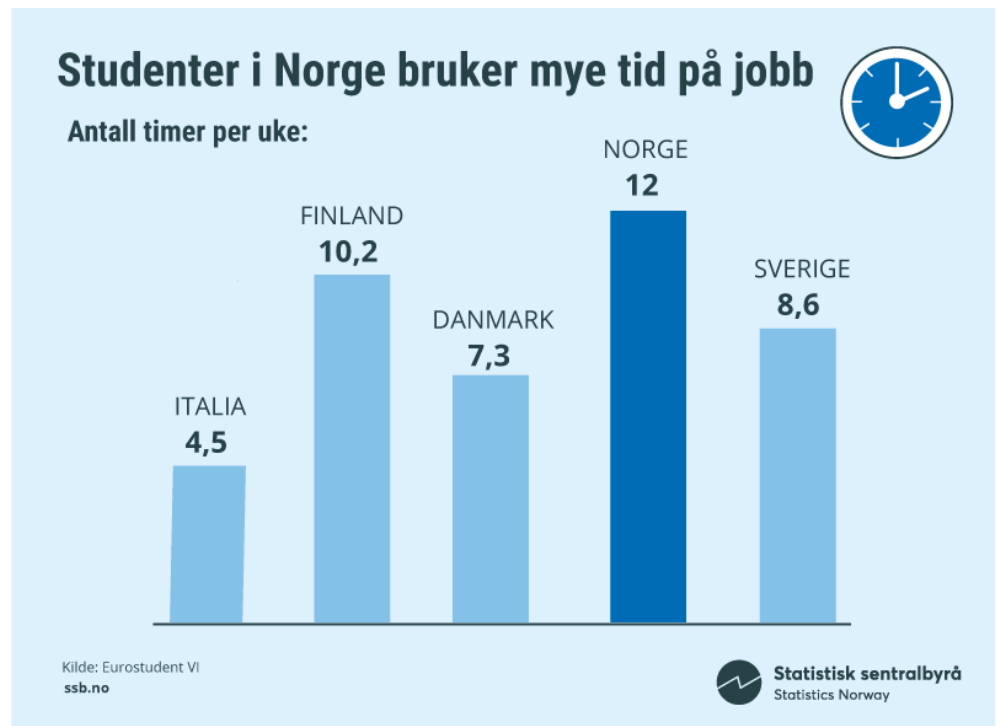
**Contact us**

e-mail: [svar@ssb.no](mailto:svar@ssb.no)

phone: +47 62 88 56 08

Our support service is open from 09 am to 9 pm weekdays, and from 10 am to 4 am every Saturday.

## Appendix C: Illustration



## Appendix D: text messages

### text message invitation

To NAME. Statistics Norway (SSB) needs your answers in the European student survey, Eurostudent. More information about has been sent to your e-mail. Press the link to answer: <https://svar.ssb.no/eurostudent> Best regards SSB

### Reminder 1

Hi, NAME. Statistics Norway needs your answers in the European student survey, Eurostudent. We hope you can help us filling out the questionnaire by pressing the link: <https://svar.ssb.no/eurostudent> Regards Statistics Norway


### Reminder 2:

Hi! We have previously sent you a request to fill out the European student survey, Eurostudent. We still need your participation. Press the link to answer: <https://svar.ssb.no/eurostudent> Regards Statistics Norway

### Reminder 3:

Hi! Statistics Norway (SSB) still needs your participation in the Eurostudent survey. Everyone who complete the form within May 10th, will be entered a draw to win one of five Visa gift cards of NOK 2000 each:  
<https://svar.ssb.no/eurostudent/> Regards SSB

## Appendix E: Front page of the questionnaire


**Statistisk sentralbyrå**  
 Statistics Norway

English

# Eurostudent

Responsible: [Statistics Norway](#)


**Start the survey >**

**By completing the form, you agree that we may use your information to make statistics in accordance with our privacy policies.**

[Click here for explanation](#)

Statistics Norway is the national statistical institute of Norway and the main producer of official statistics. We are responsible for collecting, producing and communicating statistics related to the economy, population and society at national, regional and local levels.

When respondents clicks on “Click here for explanation”, the following text appears:


**Statistisk sentralbyrå**  
 Statistics Norway

English

# Eurostudent

Responsible: [Statistics Norway](#)

**Start the survey >**

**By completing the form, you agree that we may use your information to make statistics in accordance with our privacy policies.**

[Click here for explanation](#)

Your answers will only be used to make official statistics, and we treat your information confidentially.

If you do not wish to participate in the survey, you may withdraw and require the information to be deleted at any time by contacting our support service at phone: 62 88 56 08 or e-mail: svar@ssb.no

We use necessary information about you from public records SSB have access to. We obtain information about you from the National registry, and educational information from school owners and the Norwegian State Educational Fund (Lånekassen).

All data will be anonymised within December 1st, 2021.



## Appendix F: The Questionnaire Form

### Explanations

Question	Question text
Answers	Answer categories
<a href="#">Help text</a>	<a href="#">The respondent can click on a link to read an explanation</a>
<b>FILTER</b>	<b>FILTER text</b>
Preamble	<i>Before new topics in the questionnaire, there is a small preamble introducing the new division.</i>

### Consent

By completing the form, you agree that we may use your information to make statistics in accordance with our privacy policies.

Your answers will only be used to make official statistics, and we treat your information confidentially. Your answers will only be used to make official statistics, and we treat your information confidentially. If you do not wish to participate in the survey, you may withdraw and require the information to be deleted at any time by contacting our support service at phone: 62 88 56 08 or e-mail: svar@ssb.no. Statistics Norway collect necessary information about you from public records. We obtain information about you from the National registry, and educational information from school owners and the Norwegian State Educational Fund (Lånekassen). All data will be anonymised within December 1st, 2021.

## 1. Current Study Situation

Spm1.1 **1.1 Are you actively pursuing your studies in the current semester in Norway (spring 2019)?**

- Yes, permanently at a university or university college in Norway
- Yes, temporarily for 1-2 semesters, e.g. on Erasmus
- No, I am (temporarily) studying abroad, not in Norway, e.g. on Erasmus
- No, I am currently interrupting my studies
- No, I have stopped studying
- No, I already graduated and I am not studying anymore

**FILTER: Hvis V1.1=1 => spm1.2, ellers => SLUTT (respondent er ikke del av målgruppen for undersøkelsen)**

Spm1.2 **1.2 Is your current main study programme formally defined as an online study programme, either with or without physical meetings?**

"Online study programmes" without physical meetings are study programmes which do not provide any physical face-to-face interaction during lectures. Formally refers to the design of the programme and not your actual behaviour. If you are enrolled in more than one study programme, your study programme is a combination of several sub-programmes or your study programme is organised by more than one higher education institution: Choose the study programme and the higher education institution that is currently most important for your study programme.

- Yes, my study programme is defined as a distance learning programme in combination with studies on campus
- Yes, my study programme is defined as a distance learning programme without any physical meetings
- No

**FILTER: Hvis V1.2=10 eller 30 => spm1.4, hvis V1.2=20 => SLUTT (respondent er ikke del av målgruppen for undersøkelsen)**

Spm1.4 **At which university or university college are you studying? Please refer to your current study programme.**

Choose university

Spm1.5 **1.5 With which degree does your current study programme conclude?**

- One-year-Programme (årsstudium)
- Bachelor degree
- 3 or 4 year professional degree as a teacher in pre-school, primary or lower secondary school
- Master Degree (2 years)

- 5-year integrated Master programme
- Postgraduate professional degree (5-6 years)
- PhD/Doctoral degree
- Other, including single subject(s)

**FILTER: Hvis V1.5<sup>^</sup>=7 => spm1.6, hvis V1.5=7 => SLUTT (respondent er PHD-student og ikke del av målgruppen for undersøkelsen)**

Spm1.6 **1.6 What is your current formal status as a student? Please refer to your current study programme.**

- Full-time student (30 ECTS credits or more per semester)
- Part-time student (1-29 ECTS credits per semester)

Spm1.7 **1.7 What is your current study programme?**

- Education
- Arts and humanities
- Social sciences, journalism and information
- Business, administration and law
- Natural sciences, mathematics and statistics
- Information and Communication Technologies (ICTs)
- Engineering, manufacturing and construction
- Agriculture, forestry, fisheries and veterinary
- Health and welfare
- Services
- Generic programmes and qualifications

**FILTER: Hvis V1.5=4 (master)=> spm1.8, ellers => spm2.1**

Spm1.8 **1.8 Did you finish your degree leading to your master programme in Norway or other country?**

- Norway
- Other country
- I haven't finished any previous study programme

**FILTER: Hvis V1.8.2=2 => spm1.8b, ellers => spm1.9**

**1.8b In which country did you finish your degree leading to your master programme?**

Choose country

**FILTER: Hvis (V1.8.1=1 eller V1.8.2 er fylt inn) => spm1.9, ellers => spm2.1**

Spm1.9 **1.9 How long after graduating from your previous study programme did you start your current master programme?**

- Less than one year after graduating
- Between one year and two years after graduating
- More than two years after graduating

## 2 Study Background

Spm2.1 **2.1 Do you have a certificate of upper secondary education or foreign equivalent?**

- Yes, obtained in Norway
- Yes, certificate of upper secondary education equivalent obtained abroad (not in Norway)
- No, I don't have a certificate of upper secondary education

**FILTER: Hvis V2.1=1 eller 2 => spm2.2, ellers => spm2.3**

Spm2.2 **2.2 When did you obtain your certificate of upper secondary education?**

- Upon leaving upper secondary school (within 6 months)
- Later in life (via later adult upper secondary education or supplementary programme for general university and college admissions etc.)

**FILTER: Gå til 2.4**

Spm2.3 **2.3 Where did you last attend upper secondary school?**

- In Norway
- Abroad

- Spm2.4 **2.4 How long after leaving upper secondary school for the first time did you enter higher education for the first time?**  
 "Leaving upper secondary school for the first time" refers to the first time you left upper secondary education (with or without graduation), even if it was not when you gained the higher education entrance qualification, e.g., certificate of upper secondary education. First entry in higher education regardless if in Norway or abroad.
- less than one year
  - between one and two years
  - more than two years
- Spm2.5 **2.5 When did you enter higher education for the first time?**  
 Month \_\_\_\_\_  
 Year \_\_\_\_\_
- Spm2.6 **2.6 When did you start your current study programme?**  
 Month \_\_\_\_\_  
 Year \_\_\_\_\_
- Spm2.7 **2.7 Was any previous work experience explicitly taken into account in Norway during your initial admission process into higher education? Multiple answers possible.**
- No, I did not have any work experience
  - No, my work experience did not explicitly play a role in my admission process
- FILTER: v2\_7\_3 Går bare til studenter med V2.1=3**
- Yes, work experience replaced a certificate of upper secondary education
  - Yes, my professional experience was otherwise explicitly taken into account, e.g. advantages in the allocation of study places via quota/additional credits
  - My initial entry into higher education was not in Norway
- Spm2.8 **2.8 Did you officially replace any requirements in your current study programme with previously gained experience/competences? Multiple answers possible.**  
 Please include any instance of work experience, formal and non-formal courses, self-study, volunteer work etc. allowing you to do less than usually required in your current study programme, such as skipping/replacing single courses, mandatory internships, practical tasks, thesis, etc. and/or gain additional ECTS.
- Yes, through recognition of my work experience
  - Yes, through recognition of competences gained outside of school or higher education study programmes, e.g. non-formal courses, self-study, volunteer work etc.
  - Yes, through recognition of competences gained in other higher education study programmes or school
  - No
- Spm2.9 **2.9 Did you have any paid job(s) prior to entering higher education for the first time?**  
 Please include also paid apprenticeships or paid internships. Please exclude compulsory military service or equivalent.
- Yes, I worked continuously for at least one year without interruption and at least 20h per week
  - Yes, I worked continuously for at least one year without interruption and less than 20h per week
  - Yes, but worked less than one year
  - No, I did not work prior to entering higher education
- Hvis 2.9=1, 2 eller 3 -> gå til 2.10, ellers gå til 3.1**
- Spm2.10 **2.10 How closely related was/were your paid job(s) to your current study programme? Please refer to your paid job(s) prior to entering higher education for the first time.**
- 1 Very closely
  - 2
  - 3
  - 4
  - 5 Not at all

## 3 Study Conditions

*In the next part of the questionnaire, you will be asked questions about your study conditions in the current semester. Please exclude holidays and periods without lectures.*

spm 3.1

**3.1 During the current semester, are you experiencing any difficulties in your current study programme due to any of the following? Multiple answers possible.**

- Yes, due to the standard of work required in my study programme, e.g. demanding exams, papers, presentations, number of tests, etc.
- Yes, due to organisational issues at my higher education institution, e.g. time table organisation, space restrictions in lectures/classes, mandatory attendance, etc.
- Yes, due to administrative issues at my higher education institution, e.g. delayed grades, results, credit transfers, registration procedures for courses/exams, etc.
- Yes, due to other study-related aspects  
Specify here
- Yes, due to financial difficulties
- Yes, due to obligations of my paid job
- Yes, due to childcare obligations or pregnancy
- Yes, due to health issues, impairments, accidental injuries
- Yes, due to lack of motivation
- Yes, due to other personal reasons, e.g. family matters
- No

spm 3.2

**3.2 To what extent do you generally agree with the following statements regarding the teaching staff in your study programme in the current lecture period?**

[Teaching staff includes lecturers, seminar leaders etc.](#)

**The teaching staff normally gives me helpful feedback on how I am going**

1. Strongly agree
- 2.
- 3.
- 4.
5. Do not agree at all
6. Don't know

**The teaching staff motivates me to do my best work**

1. Strongly agree
- 2.
- 3.
- 4.
5. Do not agree at all
6. Don't know

**The teaching staff is extremely good at explaining things.**

1. Strongly agree
- 2.
- 3.
- 4.
5. Do not agree at all
6. Don't know

spm 3.3

**3.3 Generally, to what extent do you agree with the following statements with regard to your current study programme?**

**I get along well with the teaching staff in my current study programme.**

1. Strongly agree
- 2.
- 3.
- 4.
5. Do not agree at all

**The teaching staff is interested in what I have to say.**

[Teaching staff includes lecturers, seminar leaders etc.](#)

1. Strongly agree
- 2.
- 3.
- 4.
5. Do not agree at all

**I know a lot of fellow students with whom I can discuss subject-related questions.**

1. Strongly agree
- 2.
- 3.
- 4.
5. Do not agree at all

**I have contact to many students in my current study programme.**

1. Strongly agree
- 2.
- 3.
- 4.
5. Do not agree at all

Spm3.4

**3.4.1 In a typical week, how many hours do you spend on taught studies, e.g lessons, seminars, labs, tests, live online courses of your study programme, etc.? Add a '0' if no hours were spent on an activity on the respective day.**

*In case lectures do not take place weekly, please average out the total time spent accordingly. Please refer to hours of 60 min here.*

- Monday
- Tuesday
- Wednesday
- Thursday
- Friday
- Saturday
- Sunday

**3.4.2 In a typical week, how many hours do you spend on personal study time (like preparation, studying, homework, unpaid internships, etc.)**

*Add a '0' if no hours were spent on an activity on the respective day. Please refer to hours of 60 min here.*

- Monday
- Tuesday
- Wednesday
- Thursday
- Friday
- Saturday
- Sunday

Spm3.5

**3.5 Would you like to spend less or more time on the following activities?**

*If you do not have a paid job, please indicate if you would like to spend the same time or more time on a paid job.*

**Time on taught studies**

- less
- same
- more

**Personal study time**

- less
- same
- more

**Time on paid jobs**

- less
- same
- more

spm3.6

**3.6 Generally, to what extent do you agree with the following thoughts regarding your studies?**

**It is often hard to discover what is expected of me in my current study programme.**

1. Strongly agree
- 2.
- 3.
- 4.
5. Do not agree at all

**I would recommend my study programme**

1. Strongly agree
- 2.
- 3.
- 4.
5. Do not agree at all

**I often have the feeling that I don't really belong in higher education**

1. Strongly agree
- 2.
- 3.
- 4.
5. Do not agree at all

**It was always clear I would study in higher education one day.**

1. Strongly agree
- 2.
- 3.
- 4.
5. Do not agree at all

**I am seriously thinking about changing my current study programme**

1. Strongly agree
- 2.
- 3.
- 4.
5. Do not agree at all

**I am seriously thinking of completely abandoning my higher education studies.**

1. Strongly agree
- 2.
- 3.
- 4.
5. Do not agree at all

spm3.7

**3.7 How satisfied are you with the support provided to you by your university/university college when it comes to...**

**...study support services, e.g. organised tutoring, academic writing, bridging courses, mentoring?**

1. Entirely sufficient
- 2.
- 3.
- 4.
5. Not sufficient at all
6. I do not need/want support

**...provision of learning facilities, e.g. library, computer centre, work places?**

1. Entirely sufficient
- 2.
- 3.
- 4.
5. Not sufficient at all
6. I do not need/want support

**...support to balance my studies and paid job?**

1. Entirely sufficient
- 2.
- 3.
- 4.
5. Not sufficient at all
6. I do not need/want support

**...support to balance my studies and family?**

1. Entirely sufficient
- 2.
- 3.
- 4.
5. Not sufficient at all
6. I do not need/want support

**...support in the preparation for my (future) work life?**

1. Entirely sufficient
- 2.
- 3.
- 4.
5. Not sufficient at all
6. I do not need/want support

spm3.8

**3.8 How would you rate your performance so far in your current study programme in comparison to that of your fellow students? Overall, my performance is ...**

*In order to rate your performance, consider your grades, completion of ECTS and progress in general.*

- Much better
- Somewhat better
- Just as good
- Somewhat worse
- Much worse
- Don't know

spm3.9

**3.9.1 To what extent do you feel your current study programme is preparing you for the labour market in Norway?**

Very well

- 
- 

Very poorly

Unable to rate

**3.9.2 To what extent do you feel your current study programme is preparing you for the international labour market?**

Very well

- 
- 

Very poorly

Unable to rate

## 4 Living Conditions

*In this part of the questionnaire, you will be asked questions about your study conditions in the current semester. Please exclude holidays and periods without lectures.*

Spm4.1

**4.1 Who do you live with during the current semester (Monday to Friday)? Multiple answers possible.**

- Parents/guardians, grandparents, uncles, aunts, or similar
- Partner/spouse

- My or my partner's child(ren)
- With (an)other person(s) not mentioned above, e.g. students, friends, etc.
- I live alone

**FILTER: Hvis én eller flere av V4.1.2-V4.1.5 = 1 gå til spm 4.2, ellers => spm4.3 (hvis V4.1.1 = 1)**

Spm4.2 **4.2 Do you live in student accommodation?**

Dormitory or halls of residence provided by student welfare organisations.

- Yes
- No

Spm4.3 **4.3 How satisfied are you with your accommodation concerning the following aspects...**

**Cost?**

1. Very satisfied
- 2.
- 3.
- 4.
5. Not satisfied at all

**Location?**

1. Very satisfied
- 2.
- 3.
- 4.
5. Not satisfied at all

**Overall condition?**

1. Very satisfied
- 2.
- 3.
- 4.
5. Not satisfied at all

**Travel time to higher education institution?**

1. Very satisfied
- 2.
- 3.
- 4.
5. Not satisfied at all

Spm4.4 **4.4 On a typical day, how much time does it take you to get from your home to your higher education institution during the current semester?**

"Home" is your place of living during the semester (Monday until Friday)

\_\_\_\_\_ Minutes on average

Spm4.5 **4.5 Do you have (a) paid job(s) during the current semester? Please also include paid internships and self-employment.**

- Yes, I work during the whole semester
- Yes, I work from time to time during the semester
- No, I don't work during the semester

**FILTER: Hvis V4.5=1 eller 2 => spm4.6, ellers => spm4.10**

Spm4.6 **4.6 How many hours do you spend on your paid job(s) in a typical week in the current semester?**

You can write as hours.minutes

\_\_\_\_\_ Hours per week

Spm4.7 **4.7 To what extent do the following statements apply to your situation? Please refer to your paid job(s) during the current semester.**

**I work to cover my living costs**

1. Applies totally
- 2.
- 3.



- 4.
5. Does not apply at all

**I work to gain experience on the labour market**

1. Applies totally
- 2.
- 3.
- 4.
5. Does not apply at all

**Without my paid job, I could not afford to be a student**

1. Applies totally
- 2.
- 3.
- 4.
5. Does not apply at all

**I work because I have to support others financially, e.g. children, partner, parents etc.**

1. Applies totally
- 2.
- 3.
- 4.
5. Does not apply at all

**I work so I can afford things I otherwise would not buy**

1. Applies totally
- 2.
- 3.
- 4.
5. Does not apply at all

Spm4.8 **4.8 How closely related is/are your job(s) to the content of your study programme? Please refer to your paid job(s) during the current semester.**

1. Very closely
- 2.
- 3.
- 4.
5. Not at all

Spm4.9 **4.9 Which of the following describes your current situation best?**

- Primarily I am a student, and I am working alongside my studies
- Primarily I work, and I am studying alongside my paid job(s)

Spm4.10 **4.10 Did you have (a) paid job(s) during the lecture-free period/ holidays during the last 12 months? Please include also paid internships.**

- Yes
- No

Spm4.11 **4.11.1 Do you regularly receive financial support from your parental family (parents, siblings, relatives)? Multiple answers possible.**

Financial support from family or partner: This support can be provided in various ways: in the form of cash/bank transfers, in the form of bills paid directly by the family/partner or in the form of goods that are provided free of charge. Cash/bank transfers could be any money used for living or studying (incl. for fees). Bills paid directly could be one or more of the following: rent, electricity, heating, tuition or other fees, phone bill, subscriptions, public transport, or similar bills. Goods that are provided free of charge could be one or more of the following: free accommodation, food, clothes, phone, car use, or similar goods provided.

- Yes, my family provides me with money in cash/bank transfers
- Yes, my family pays bills for me directly
- Yes, my family provides me with goods that are provided free of charge
- No, I do not receive any financial support from my family

**4.11.2 Do you regularly receive financial support from your partner?****Multiple answers possible.**

- Yes, my partner provides me with money in cash/bank transfers
- Yes, my partner pays bills for me directly
- Yes, my partner provides me with goods that are provided free of charge
- No, I do not receive any financial support from my partner
- Not relevant

Spm4.12

**4.12.1 Do you regularly receive financial support from your employer?****Multiple answers possible.**

**Bills paid directly could be one or more of the following:** rent, electricity, heating, tuition or other fees, phone bill, subscriptions, public transport, or similar bills. **Goods that are provided free of charge could be one or more of the following:** free accommodation, food, clothes, phone, car use, or similar goods provided.

- Yes, may employer pays bills for me directly
- Yes, my employer provides me with goods that are provided free of charge
- No

**4.12.2 Do you regularly receive financial support from another person or organisation?****Multiple answers possible.**

- Yes, another person or organisation pays any bills for my directly
- Yes, another person or organisation provides me with goods that are provided free of charge
- No

Spm4.13

**4.13 Are you receiving a public grant/scholarship or a public loan during the current semester? Please indicate the current nature of this support and neglect potential future transformation from loan to grant or vice versa. Multiple answers possible.**

- Yes, public grant/scholarship from the Norwegian State Educational Loan Fund (Lånekassen)
- Yes, other public grant/scholarship from Norway
- Yes, other student loan from Norway, e.g. from an organisation or foundation
- Yes, financial support from my university/university college
- Yes, grant/scholarship/loan from another country (not from Norway)
- No

Spm4.14

**4.14 Are you financing any of your living or study costs during the current semester through savings? Multiple answers possible.**

- Yes, through savings from previous jobs, e.g. earned during holidays
- Yes, through other savings, e.g. inheritance, gifts of money, capital income, sales, prize money
- No

Spm4.15

**4.15 Are you personally receiving income from any other sources during the current semester? Please take only money into account that you (and not your family or partner) receive personally. Multiple answers possible.**

- Yes, from **public** sources, e.g. child benefit, housing benefits, pension, unemployment benefits, support for orphans
- Yes, non-repayable income from **private** sources, e.g. alimony, private scholarships, income from capital, property, occasional income from sales, gifts
- Yes, repayable income from **private** sources
- No

Spm4.16

**4.16 What is the average monthly amount available to you in cash or via bank transfers from the following sources during the current semester?**

**"Available to you" is the money which is meant for monthly consumption, no matter when it was received. Bills paid directly for you or other goods that are provided to you for free are not "available to you". Please try to estimate the monthly amounts, even if income is not received monthly. Please take only money into account that you (and not your family or partner) receive personally.**

**FILTER: Hvis ingen av kategoriene i 4.11 - 4.15 ble krysset av, vises v4\_16\_a - v4\_16\_9b; ellers kun de som er krysset av.**

**[NOK] per month**

**Vises dersom 4.11.1.1=1 eller 4.11.1.2=1**

Cash or transfer to my bank account from parental family

**Vises dersom 4.11.2.1=1 eller 4.11.2.2=1**

Cash or transfer to my bank account from partner

**Vises dersom 4.13.1=1**

Support (grant/loan) from the Norwegian State Educational Loan Fund (Lånekassen)

**Vises dersom 4.13.5=1**

Public grant/scholarship from Norway

**Vises dersom 4.13.6=1**

Other student loan from Norway

**Vises dersom 4.13.7=1**

Financial support from my university/university college

**Vises dersom 4.13.8=1**

Student support from another country (grant/scholarship/loan)

**Vises dersom 4.5=1 eller 2**

Income from paid job

**Vises dersom 4.14.1=1**

Savings from previous jobs used for living/studying during the current semester

**Vises dersom 4.14.2=1**

Savings (not from previous jobs) used for living/studying during the current semester

**Vises dersom 4.15.1=1**

Other income from public sources

**Vises dersom 4.15.2=1**

Other non-repayable income from private sources

**Vises dersom 4.15.3=1**

Other repayable income from private sources

Calculated automatically

Total monthly amount available is

Spm4.17 **4.17.1 What are your average expenses for the following items during the current semester?**

**\_cash: [Paid by myself]**

**Hvis 4.11.1.2=1 eller 4.11.2.2=1 eller 4.12.1.1=1 eller 4.12.2.1=1 eller 4.11.1.3=1 eller 4.11.2.3=1 eller 4.12.1.2=1 eller 4.12.2.2=1 eller 4.11.1.3=1 og 4.1.1=1**

**\_tik [Paid by others]**

**FILTER: Til alle**

Semester = 6 months. Add a '0' if no money was spent on a certain type of costs.

**FILTER: Hvis 4.11.1.2=1 eller 4.11.2.2=1 eller 4.12.1.1=1 eller 4.12.2.1=1 eller 4.11.1.3=1 eller 4.11.2.3=1 eller 4.12.1.2=1 eller 4.12.2.2=1**

You have indicated that others regularly pay some of your bills directly and/or that you regularly receive goods that are provided free of charge: Please enter the approx. amount

(i.e. sum of bills and goods that are provided free of charge) in the second row.

**FILTER: Hvis 4.11.1.3=1 og 4.1.1=1**

Please try to estimate only cost your family pays additionally for you, e.g. for your food. If your parents would rent the same apartment without you living with them, they would not be paying any extra rent for you (hence enter 0), but you may be consuming additional electricity or other operating cost.

**FILTER: Hvis 4.11.2.3=1 og 4.1.2=1]**

Please try to estimate only cost you pay for yourself and enter in the second row only cost your partner pays additionally for you. E.g. if you as a couple divide the accommodation cost, please enter your part of the accommodation cost in the first column and 0 in the second row. If your partner pays the total accommodation cost, please enter 0 in the first column and the share your partner pays for you in the second row. If other persons (e.g. children, parents, partner) are financially dependent on you, please treat them as part of your own cost (e.g. if you pay the food for yourself and a child, please enter the total cost for both of you).

University fees (for tuition/registration/administration)  
Contributions to student unions/associations/councils

Calculated automatically

Other study-related costs, e.g. field trips, books, photocopying, private tutoring, additional courses

**4.17.2\_cash** What are your average expenses for the following items per month?  
Think about what you spend on your own funds.

**FILTER:** Hvis 4.11.1.2=1 eller 4.11.2.2=1 eller 4.12.1.1=1 eller 4.12.2.1=1 eller 4.11.1.3=1 eller 4.11.2.3=1 eller 4.12.1.2=1 eller 4.12.2.2=1 eller 4.11.1.3=1 og 4.1.1=1

**4.17.2\_tik** How much do others pay directly for you for the following per month?  
(Part of) my accommodation costs, such as rent/mortgage including utilities, water, electricity etc.

Food

Transportation

Communication (telephone, internet, etc.)

Health cost e.g. medicine, medical insurance

Childcare

Debt payment, except mortgage

Social and leisure activities

Other regular living costs, e.g. clothing, toiletries tobacco, pets, insurance (except medical insurance)

Calculated automatically

Total

Spm4.18 **4.18 To what extent are you currently experiencing financial difficulties?**

1. Very seriously
- 2.
- 3.
- 4.
5. Not at all

Spm4.19 **4.19 Would you be able to pay for an unexpected required expense of 7700 NOK?**

- Yes, I am able to pay this through my own resources
- No, parents, family, partner etc. would pay this for me
- No, I cannot afford this through my own resources and nobody else would be able to pay this for me

Spm4.20 **4.20 Have you done any internships of at least one week, mandatory or voluntary, since you first entered higher education in Norway? Multiple answers possible.**

Internship: main purpose is gaining practical experience on the labour market.  
Exclude practical courses or lab exercises at the higher education institution.

- Yes, one or more internship(s) in Norway
- Yes, one or more internship(s) not in Norway
- No

**FILTER:** Hvis V4.20.1 = 1 -> gå til 4.21. Hvis V4.20.2 = 1 -> gå til 4.23. Ellers gå til 5.1

Spm4.21 **4.21 Was your most recent internship in Norway ...**

- Mandatory part of the curriculum
- Voluntary/not part of the curriculum

Spm4.22 **4.22 Was your most recent internship in Norway paid or unpaid?**

- Paid
- Unpaid

Spm4.23 **4.23 Was your most recent internship in abroad ...**

- Mandatory part of the curriculum
- Voluntary/not part of the curriculum

Spm4.24 **4.24 Was your most recent internship abroad paid or unpaid?**

- Paid
- Unpaid

- Spm4.25 **4.25 The following questions focus only on your most recent internship abroad. In which country did you do your internship abroad and how long was your internship abroad?**  
 Please refer to current national borders.  
 Choose country  
 Duration in months: \_\_\_\_\_  
 Can be written with decimals.

**FILTER: Hvis V4.20.2=1**

- Spm4.26 **4.26 Within which of the following organisational frameworks was your internship abroad organised?**
- Erasmus(+)
  - Other EU-programme
  - Other programme, e.g. Norpluss
  - Without any programme, e.g. independently organised or organised by the institution

**FILTER: Hvis V4.20.2=1**

- Spm4.27 **4.27 During which degree programme in Norway did you go abroad? Multiple answers possible.**
- One-year-Programme (årsstudium)
  - Bachelor degree
  - 3 or 4 year professional degree as a teacher in pre-school, primary or lower secondary school
  - Master Degree (2 years)
  - 5-year integrated Master programme
  - Postgraduate professional degree (5-6 years)
  - PhD/Doctoral degree
  - Other, including studying single subject(s)
  - Outside any degree programme

**FILTER: Hvis V4.20.2=1**

- Spm4.28 **4.28 Did you gain any ECTS with your internship abroad?**
- Yes
  - No
  - Don't know (yet)

## 5 International mobility

**FILTER: Hvis spm 4.20.2 er ulik 1:**

- spm5.1 **5.1 Have you ever taken part in any of the following temporary study-related activities abroad since you first entered higher education in Norway? Multiple answers possible.**

**FILTER: Hvis spm 4.20.2=1**

**5.1 Besides your internship abroad: Have you ever taken part in any of the following temporary study-related activities abroad since you first entered higher education in Norway? Multiple answers possible.**

- Yes, temporary study period abroad during a study programme in Norway, e.g. semester abroad
- Yes, other study-related activities abroad of at least 3 months, e.g. research/field trip, language course, summer course
- Yes, other study-related activities abroad of less than 3 months, e.g. research/field trip, language course, summer course
- No study-related activities abroad

**FILTER: Hvis V5.1=1 => spm5.3, ellers => spm5.2**

- spm5.2 **5.2 How would you best describe your intentions for a temporary study period abroad?**
- I am currently preparing a temporary study period abroad
  - I haven't made any arrangements, but I am intending to go abroad for a temporary study period
  - I do not intend to go abroad for a temporary study period
  - 
  -

**FILTER: gå til spm5.8**

*The following questions focus on your temporary study period abroad. If you did more than one temporary study period abroad, please refer to the most recent stay.*

spm 5.3 **5.3 In which country were you temporarily studying abroad, and for how long?**  
Please refer to [current\\_national borders](#).

Choose country

Duration in months: \_\_\_\_\_

[Can be written with decimals.](#)

*The following questions focus on your temporary study period abroad. If you did more than one temporary study period abroad, please refer to the most recent stay.*

spm5.4 **5.4 Within which of the following organisational frameworks was your temporary study period abroad organised?**

- Erasmus(+)
- Other EU-programme
- Other programme, e.g. Nordpluss
- Without any programme, e.g. independently organised or organised by the institution

spm5.5 **5.5 During which degree programme in Norway did you (temporarily) study abroad? Multiple answers possible.**

- One-year-Programme (årsstudium)
- Bachelor degree
- 3 or 4 year professional degree as a teacher in pre-school, primary or lower secondary school
- Master Degree (2 years)
- 5-year integrated Master programme
- Postgraduate professional degree (5-6 years)
- PhD/Doctoral degree
- Other, including studying single subject(s)

spm5.6 **5.6 Were the credits (ECTS, competences, certificates) you gained recognised towards your study programme in Norway?**

- Yes, all credits were recognised
- Yes, the credits were partly recognised
- No, none of the credits were recognised
- I did not gain any credits
- I don't know (yet)
- I never planned on getting any credits recognised

spm5.7.1 **5.7.1 Which of the following sources did you use to fund your temporary study period abroad? Multiple answers possible.**

[Please think about all costs of studying abroad, including e.g. both travel costs to the foreign location, housing, food, tuition/registration fees at the host institution, etc. Please indicate all sources of funding you used.](#)

- Contribution from parents, family or partner
- Own income from previous job or own savings
- Income from paid job during my studies abroad
- Study grants/loans from host country
- Regular study grants/ loans from the Norwegian State Educational Loan Fund (Lånekassen)
- Additional study grants/loans for going abroad from the Norwegian State Educational Loan Fund (Lånekassen)
- EU study grants, e.g. Erasmus
- Other

spm5.7.2 **5.7.2 Which of the following sources was your primary source of funding?**

**Vises dersom 5\_7\_1a=1**

Contribution from parents/family/partner

**Vises dersom 5\_7\_1b=1**

Own income from previous job or own savings

**Vises dersom 5\_7\_1c=1**

Income from paid job during my studies abroad

**Vises dersom 5\_7\_1d=1**

Study grants/loans from host country

**Vises dersom 5\_7\_1e=1**

Regular study grants/loans from home country

**Vises dersom 5\_7\_1f=1**

Special study grant/loan from home country for going abroad

**Vises dersom 5\_7\_1g=1**

EU study grants

**Vises dersom 5\_7\_1h=1**

Other

spm 5.8

**5.8 To what extent were the following aspects an obstacle for enrolment abroad to you?****FILTER: Hvis V5.1=1**

If you have been enrolled abroad: please consider to which extent the following aspects were real obstacles to the planning and implementation of the period abroad.

**FILTER: Hvis V5.1 er ulik 1****5.8 To what extent are the following aspects an obstacle for enrolment abroad to you?**

If you have not been enrolled abroad: please consider to which extent the following aspects currently deter you from going abroad.

**Insufficient skills in foreign language**

1. Big obstacle
- 2.
- 3.
- 4.
5. No obstacle

**Lack of information provided by my higher education institution**

1. Big obstacle
- 2.
- 3.
- 4.
5. No obstacle

**Separation from partner, child(ren)**

1. Big obstacle
- 2.
- 3.
- 4.
5. No obstacle

**Separation from social circle (friends, parents, etc.)**

1. Big obstacle
- 2.
- 3.
- 4.
5. No obstacle

**Additional financial burden**

1. Big obstacle
- 2.
- 3.
- 4.
5. No obstacle

**Loss of paid job**

1. Big obstacle
- 2.
- 3.
- 4.
5. No obstacle

**Lack of motivation**

1. Big obstacle
- 2.

- 3.
- 4.
5. No obstacle

**Low benefit for my studies at home**

1. Big obstacle
- 2.
- 3.
- 4.
5. No obstacle

**Difficult integration of enrolment abroad into the structure of my home study programme**

1. Big obstacle
- 2.
- 3.
- 4.
5. No obstacle

**Problems with recognition of results achieved abroad**

1. Big obstacle
- 2.
- 3.
- 4.
5. No obstacle

**Problems with access regulations to the preferred country (visa, residence permit)**

1. Big obstacle
- 2.
- 3.
- 4.
5. No obstacle

**Limited admittance to mobility programmes**

1. Big obstacle
- 2.
- 3.
- 4.
5. No obstacle

**My health/disability**

1. Big obstacle
- 2.
- 3.
- 4.
5. No obstacle

## 6 Personal Details

Spm6.5

**6.5.1 Do you have the Norwegian citizenship?**

- Yes
- No
- Don't know

**6.5.2 Does your mother/first guardian have the Norwegian citizenship?**

- Yes
- No
- Don't know

**6.5.3 Does your father/second guardian have the Norwegian citizenship?**

- Yes
- No



- Don't know

Spm6.6 **6.6 What is/are your native language(s)? Multiple answers possible.**

- Norwegian
- Swedish
- Russian
- Danish
- German
- Chinese
- Other language

**FILTER: Hvis v6\_6\_7=1, gå til v6\_6spes.**

v6\_6spes **Which other language?**  
Write language

Spm6.7 **6.7 In how many languages do you assess your written and spoken skills as (very) good? Include your native language(s)**

- In one language
- In two languages
- In three languages
- In four languages
- In more than four languages

Spm6.8 **6.8 Do you have children?**

- Yes
- No

**FILTER: Hvis v6\_8=1 => v6\_8\_ant, ellers => spm 6.10**

**How many children do you have?**  
Number

**FILTER: Hvis V6.8=1 og v6\_8\_ant > 1=> spm6.9a. Hvis V6.8=1 og v6\_8\_ant > 1=> spm6.9b. Hvis v6\_8=0 => gå til spm 6.10.**

Spm6.9 **6.9a How old is your youngest child?**

\_\_\_ year(s)

**6.9b How old is your child?**

\_\_\_ year(s)

Spm6.10 **6.10 Please indicate if you have a disability, impairment, long-standing health problem, functional limitation or learning disability. Multiple answers possible.**

"Long-standing health problem" describes a health problem that has lasted or is likely to last for at least 6 months.

- Yes, physical chronic diseases
- Yes, mental health problems
- Yes, mobility impairment
- Yes, sensory impairment (e.g. vision or hearing)
- Yes, learning disability, e.g. dyslexia
- Yes, another long standing health problem/functional limitation/impairment/ etc.
- No

**FILTER: Hvis minst én av V6.10.1-V6.10.7 =1 => innledende tekst og spm6.11, ellers => spm7.1**

*The following questions are directed at students with disabilities, health impairments, physical chronic diseases, mental health problems, learning disabilities, other long standing health problems or functional limitations. To keep the texts brief, we use the term "impairment" as an umbrella term. We hope you will understand this decision, even if you personally prefer the use of another term.*

Spm6.11 **6.11 Is/are your impairment(s) noticeable to others?**

Single choice

- Yes, other people notice the first time they meet me that I have an impairment
- Yes, other people will probably notice after some time that I have an impairment

- No, my impairment is not generally noticeable to others

Spm6.12 **6.12 Due to your impairment(s), to what extent are you limited... ?  
...in activities people usually do?**

- 1. Severely limited
- 2. Limited but not severely
- 3. Not limited at all

**...in your studies?**

- 1. Severely limited
- 2. Limited but not severely
- 3. Not limited at all

**FILTER: hvis V6.12.2 = 1 eller 2 => gå til spm 6.13, hvis V6.12.2 = 3 => spm7.1**

Spm6.13 **6.13 Please think of the limitations you face in your studies due to your impairment: How would you rate the public and institutional support you receive to overcome these limitations?**

1. Entirely sufficient
- 2.
- 3.
- 4.
5. Not sufficient at all
6. I do not need/want any support

## 7 Family Background

*In this section you will be asked some questions about your family background. The following questions are about your mother and father or those person(s) who raised you.*

Spm7.1 **7.1.1 What is the highest level of education your mother/first guardian has obtained?**

- Up to lower secondary
- Upper secondary
- Post-secondary non-tertiary
- Short-cycle tertiary education
- Bachelor or equivalent
- Master or equivalent
- Doctoral or equivalent
- Do not know/ not applicable

**What is the highest level of education your father/second guardian has obtained?**

- Up to lower secondary
- Upper secondary
- Post-secondary non-tertiary
- Short-cycle tertiary education
- Bachelor or equivalent
- Master or equivalent
- Doctoral or equivalent
- Do not know/ not applicable

Spm7.2 **7.2 How well-off financially do you think your parents/guardians are compared with other families?**

*If one or both of your parents is/are deceased, please refer to their most recent financial situation. If your parents/guardians are separated/ divorced, please try to average the financial situation of your parents/guardians.*

- Very well-off
- Somewhat well-off
- Average
- Not very well-off
- Not at all well-off
- Don't know